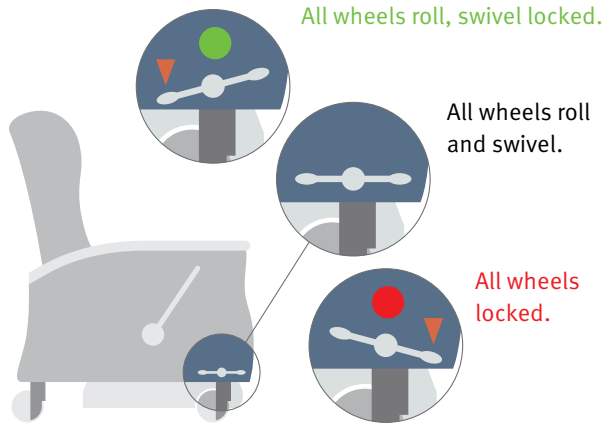
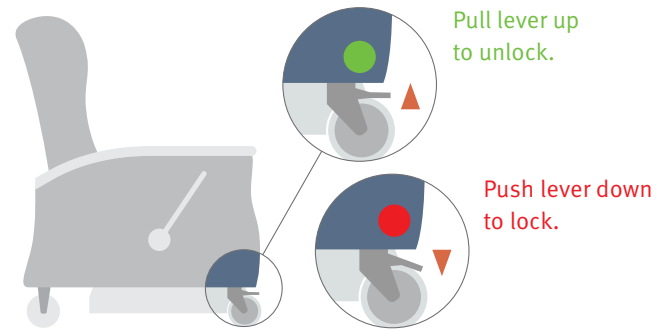


Central Brake & Steer



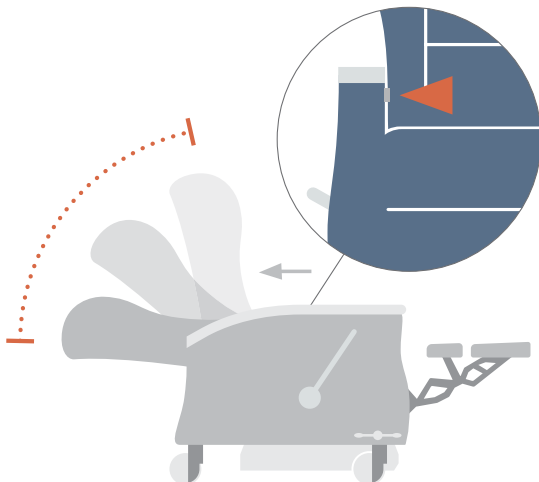
Lock / Unlock



Recline / Return

To recline chair back: Extend footrest. Push button, located on right chair arm, while pushing against chair back. When desired position is reached, release button.


To return chair back to full upright position: Push button while leaning forward. When chair back stops, release button.



Elevate Footrest

To extend footrest: Pull lever toward chair back.

To retract footrest: Apply downward pressure to footrest with your legs, while simultaneously moving lever forward to retracted position. Continue applying pressure on footrest until lever is in full retracted position.



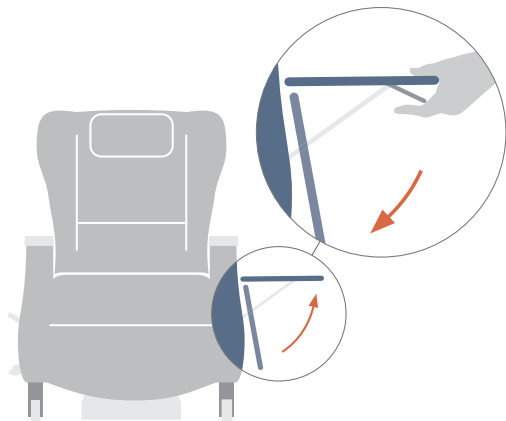
Serenity® Recliner Instructions

See last page for important safety information.

Raise Table

To extend table: Grasp table at center, and lift until it clicks into place.

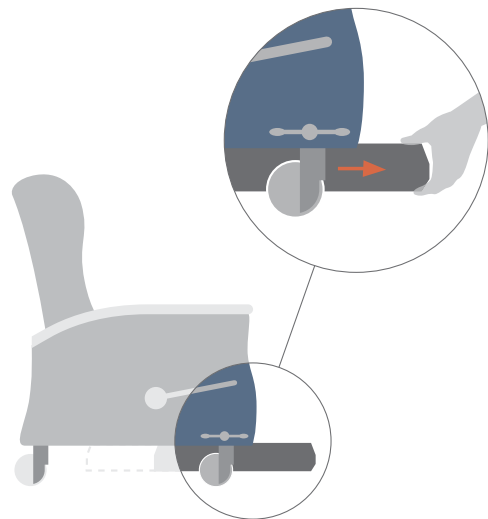
To retract the table: Grasp table at center, press and hold handle while lowering.



Extend Foot Tray

To extend foot tray: Grasp center of footrest and pull it out until it locks.

To retract foot tray: Pull up on footrest to override lock, while pushing it into the chair base.



Serenity® Recliner Instructions

Important Information:

Read all instructional information. If any information is not understood, ask the care provider for assistance before operating the recliner.

⚠ WARNING This product is not a medical device. It is not intended for the diagnosis of disease or use in the cure, mitigation, treatment, or prevention of disease. To avoid personal injury or product damage, inspect and service this chair according to the maintenance instructions. For help or additional information, visit nemschoff.com/serenity or call 800 203 8916 in North America.

⚠ WARNING Failing to follow instructions and warnings could cause an unstable situation resulting in a fall, serious injury or death.

DO NOT use tables, footrest, chair arms or backrest as a seat. Use chair under adult or caregiver supervision.

Casters must be **LOCKED** at all times, except when moving chair. Unlocked casters may allow unintended movement causing injury.

DO NOT move chair by tilting on two wheels.

DO NOT use chair for patient transport.

Keep casters free from debris to ensure proper functioning.

DO NOT put hands, feet, or clothing into the opening between chair seat and back when changing recline position.

STAY CLEAR of reclining mechanism. Failure to do so may result in a pinch hazard and possible injury.

DO NOT exit or enter the chair unless the back is upright, arms are in their down position, and footrest is completely retracted.

DO NOT use backrest as a seat.

Allow enough room behind chair before reclining the chair.

DO NOT get up from or sit down in the chair unless footrest is completely retracted to prevent the possibility of the footrest from extending unexpectedly.

ALWAYS close the footrest when not in use.

DO NOT sit on the footrest when fully elevated to avoid a collapse, which may result in a fall.

NEVER allow children to play on or operate chair mechanisms.

Clear space around the chair before extending footrest. Clear area under footrest when returning footrest to retracted position.

If footrest is not retracted completely, the footrest may extend unexpectedly causing injury.

DO NOT put fingers near the table support mechanism when raising or lowering table. Failure to comply may result in personal injury.

NEVER use the table as a seat.

DO NOT enter or exit the chair unless the foot tray is completely retracted.

DO NOT use foot tray as a step. This could result in sudden movement causing a fall or serious injury.

ALWAYS retract foot tray when moving chair or reclining.

Care & Maintenance:

With proper care, Nemschoff furniture will provide years of superior performance and satisfaction. Inspect furniture at least once a year to ensure that it is structurally intact and functioning properly. Replace damaged parts and tighten loose fasteners.

These instructions are provided for the safety and comfort of anyone using this recliner. **DO NOT** remove this tag. To obtain a replacement copy, or for customer assistance including care and maintenance information, visit nemschoff.com or call 800 203 8916.

